红豆树枝条化学成分及抗炎活性研究

补充数据

1. 化合物 1 的图谱

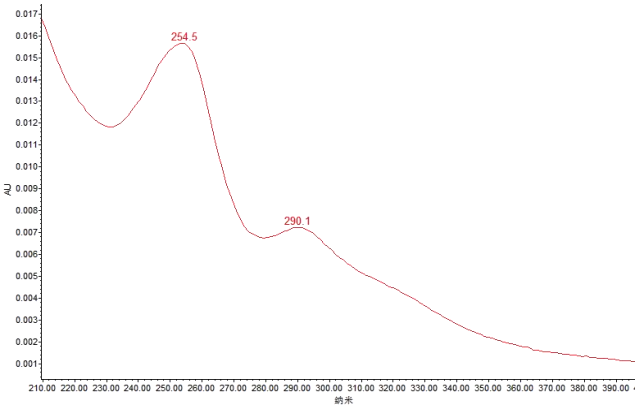

UV 图

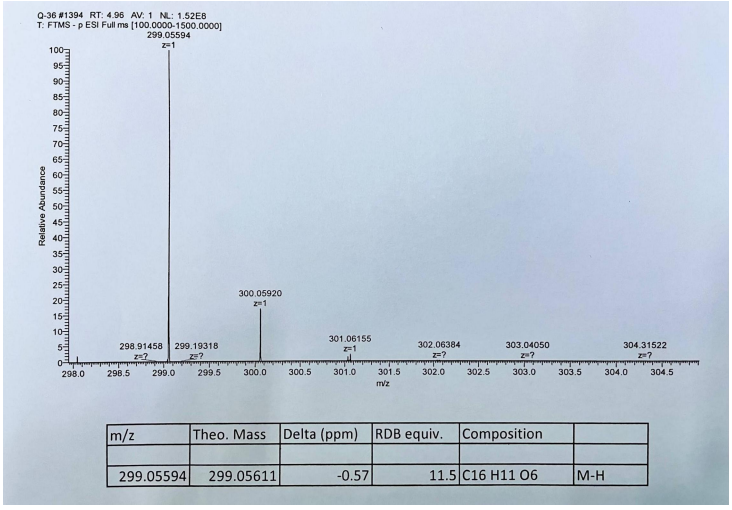

m/z	Theo. Mass	Delta (ppm)	RDB equiv.	Composition	
299.05594	299.05611	-0.57	11.5	C16 H11 O6	M-H

HR-ESI-MS

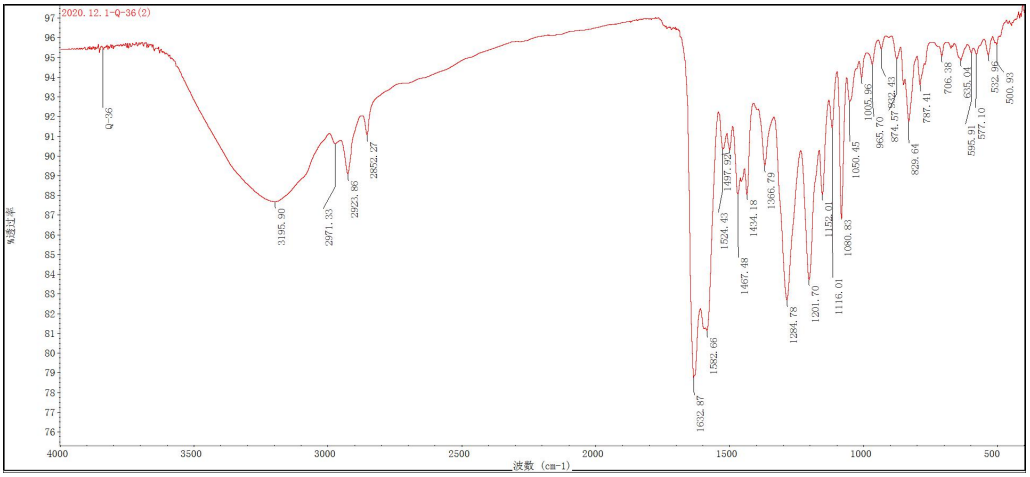

IR

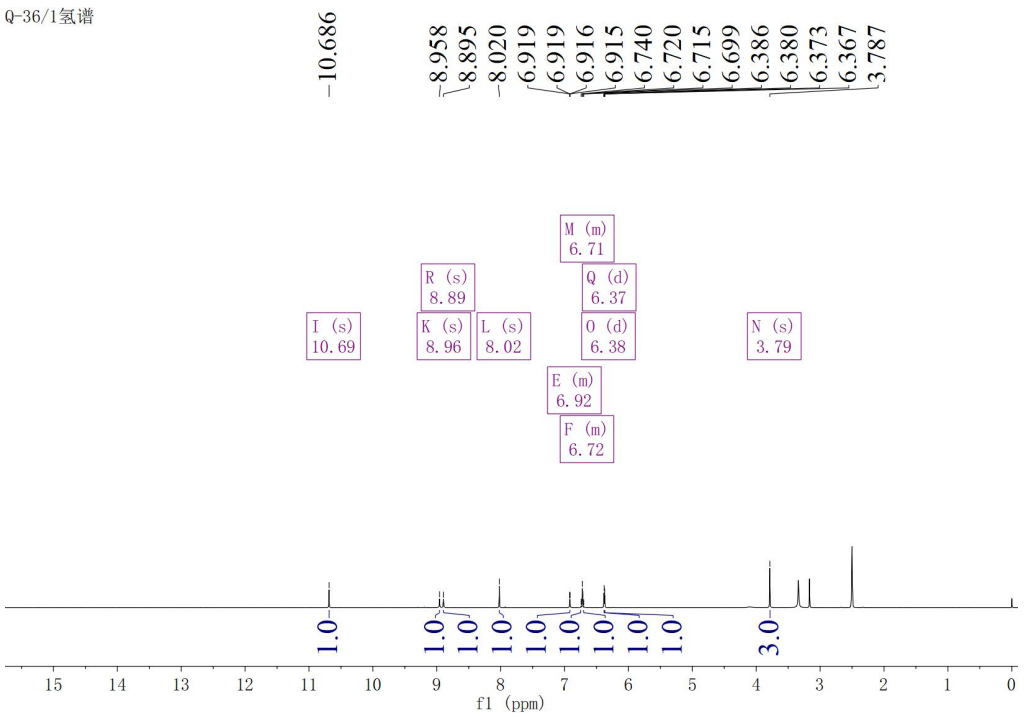

^{1}H-NMR 图

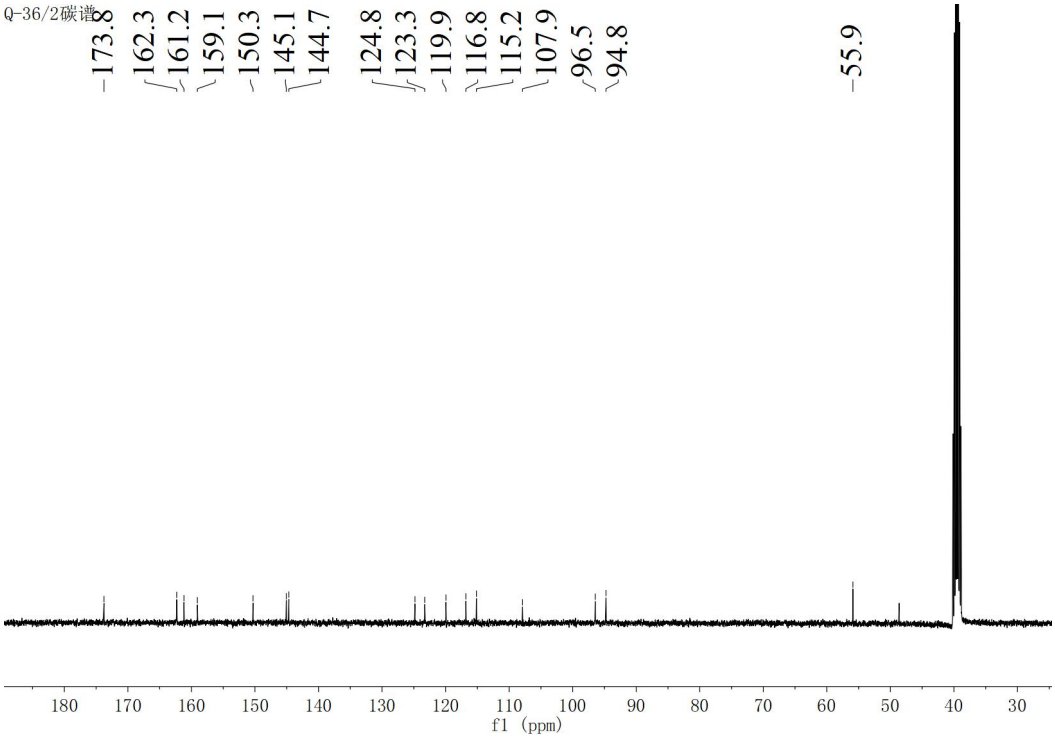

^{13}C-NMR 图

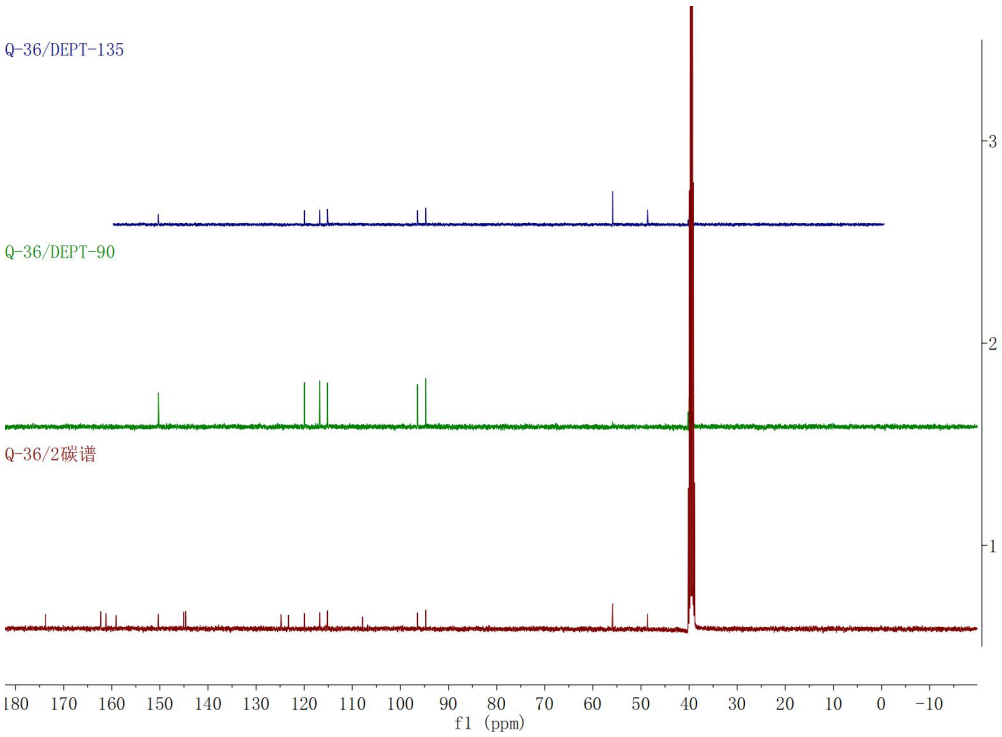

DEPT

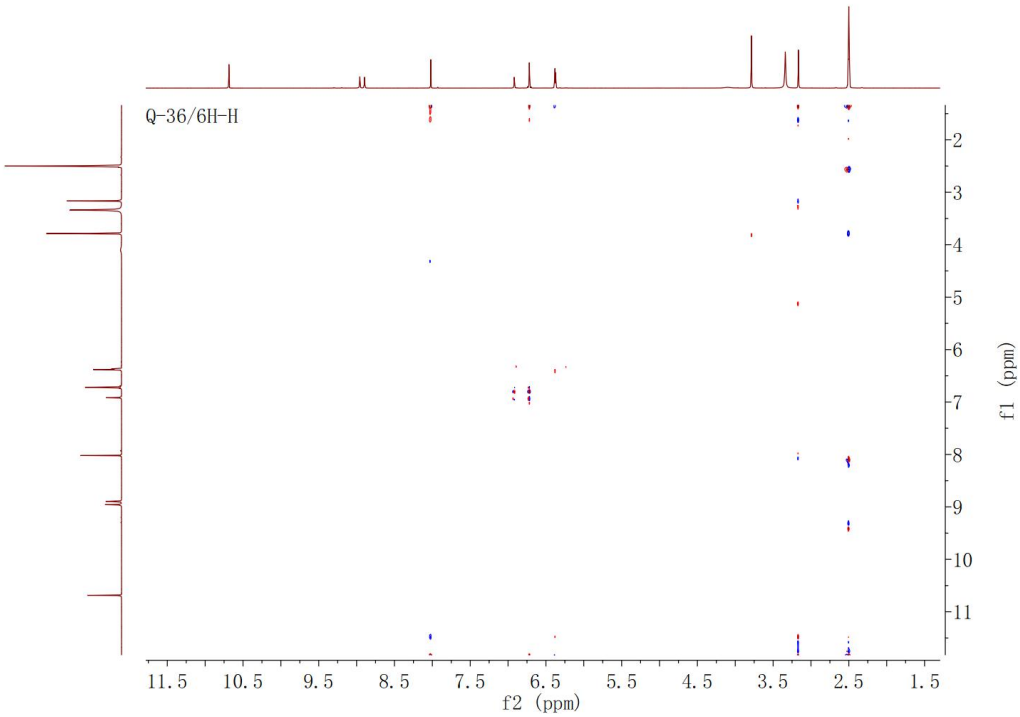

^{1}H-^{1}H COSY

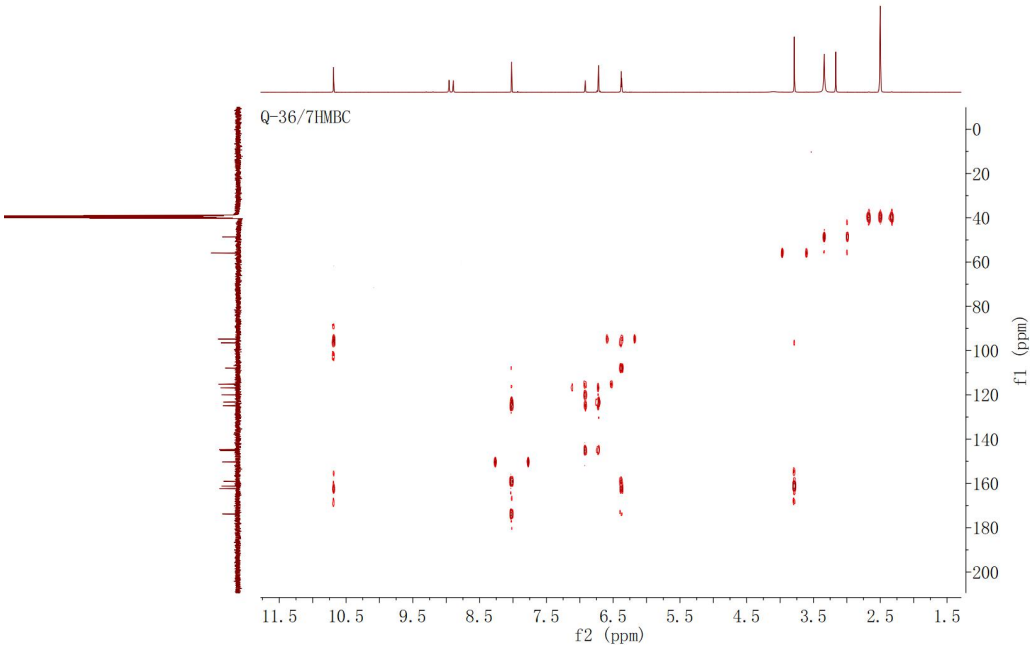

HMBC

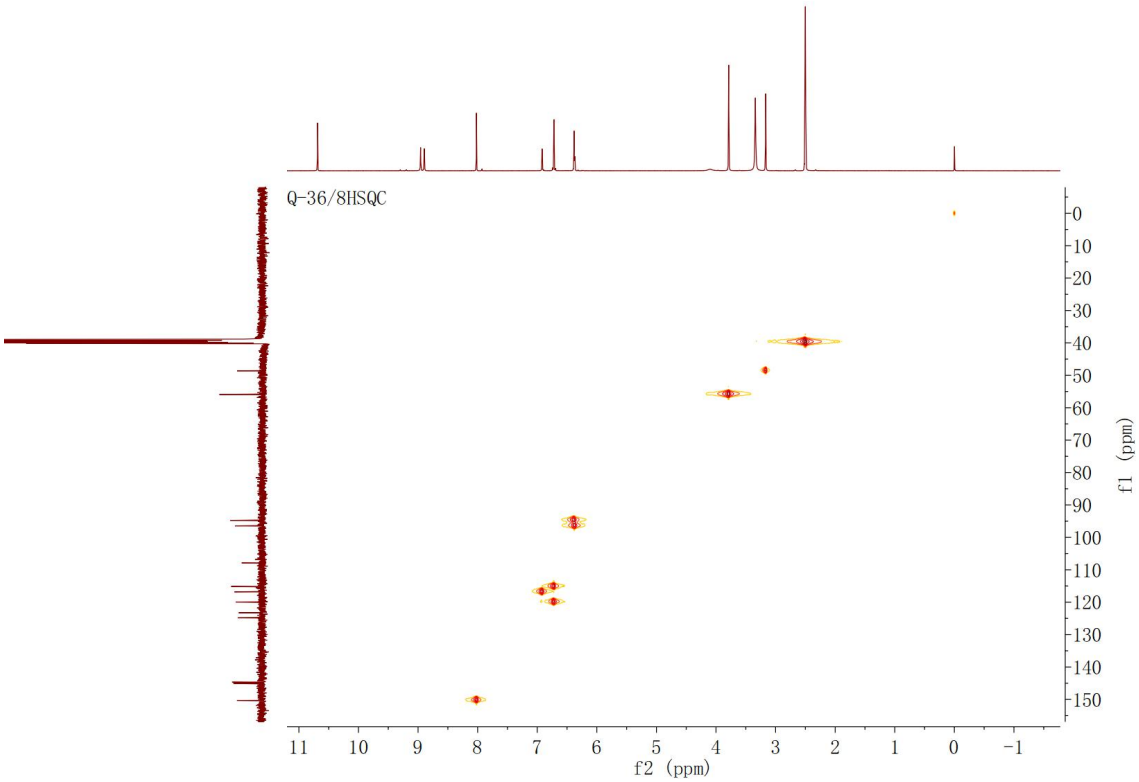

HSQC

2. 抗炎活性数据

System	LENOVO-CD1131D7
User	LENOVO-CD1131D7\Administrator
Plate	Greiner 96 Flat Bottom Transparent Polystyrol [GRE
Plate-ID (Stacker)	
Label: Label1	
Mode	Absorbance
Wavelength	450 nm
Bandwidth	9 nm
Number of Flashes	25
Settle Time	0 ms
Part of Plate	A1-A12; B7-H12
Start Tin	2020-10-22 18:38:01
Temperature:	24.2 ° C

◇	1	2	3	4	5
A	0.0603	0.268799996	0.144400001	0.182799995	0.138899997
B	0.071900003	0.255600005	0.098999999	0.087800004	0.133000001
C	0.336100012	0.196999997	0.172000006	0.423000008	0.424899995
D	0.061500002	0.312	0.221499994	0.25029999	0.449699998
E	0.088699996	0.132499993	0.126100004	0.1919	0.134499997
F	0.192900002	0.200900003	0.217899993	0.443300009	0.422100008
G	0.061099999	0.217899993	0.214699998	0.287999988	0.160899997
H	0.087700002	0.125599995	0.1153	0.091799997	0.127900004

End Time:2020-10-22 18:38:48

标准曲线 数据

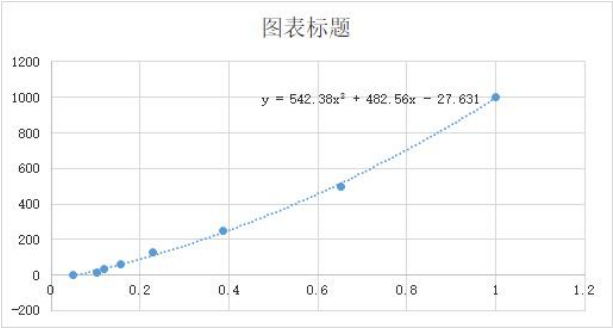

标准曲线

	化合物3	化合物4	化合物9
x	0.196999997	0.192900002	0.171071122
x	0.200900003	0.211199999	0.165933534
x	0.187999994	0.191662759	0.17218086
y	88.48254326	85.63700756	70.79400974
y	91.20620245	98.47876973	67.37574332
y	82.2601543	84.78190057	71.53612826
M	140.088783	140.088783	140.088783
抑制率	0.368382383	0.388694757	0.494648977
抑制率	0.348940004	0.297026017	0.519049692
抑制率	0.41279985	0.394798793	0.48935149
均值	0.376707413	0.360173189	0.50101672
	0.032733768	0.054772153	0.015840041
抑制率	36.84%	38.87%	49.46%
抑制率	34.89%	29.70%	51.90%
抑制率	41.28%	39.48%	48.94%
均值	37.67%	36.02%	50.10%
标准误	3.27%	5.48%	1.58%
	37.67%±3.27%	36.02%±5.48%	50.10%±1.58%

数据处理过程